

# NOVEL IMPLEMENTATION OF OFDM FOR POWER REDUCTION USING SELECTED THRESHOLD MAPPING

Bhuvnesh Gupta<sup>1</sup>, Yogesh Tiwari<sup>2</sup>

<sup>1</sup>M.Tech Scholar, <sup>2</sup>Assistant Professor HOD (ECE), Digital Communication, CGI Bharatpur Rajasthan.

**Abstract:** In telecommunications, orthogonal frequency-division multiplexing (OFDM) is a method of encoding digital data on multiple carrier frequencies. OFDM has developed into a popular scheme for wideband digital communication, used in applications such as digital television and audio broadcasting, DSL internet access, wireless networks, power line networks, and 4G mobile communications. This paper shows the work on power reduction through the selected threshold mapping.

**Keywords:** OFDM, Selected Mapping, Selected Threshold Mapping.

## I. INTRODUCTION

Orthogonal frequency division multiplexing (OFDM) is a generally utilized tweak and multiplexing innovation, which has turned into the premise of numerous media communications measures including remote local area networks (LANs), digital terrestrial television (DTT) and digital radio broadcasting in a significant part of the world. Previously, and in addition in the present, the OFDM is alluded in the writing as Multi-transporter, Multi-tone and Fourier Transform. The OFDM idea is based on spreading the information to be transmitted over an expansive number of bearers, each being regulated at a low rate. The bearers are made orthogonal to each other by suitably picking the frequency dispersing between them. A multicarrier system, for example, FDM (otherwise known as: Frequency Division Multiplexing), isolates the aggregate accessible transmission capacity in the spectrum into sub-groups for numerous transporters to transmit in parallel [1]. It consolidates an extensive number of low information rate transporters to develop a composite high information rate correspondence system. Orthogonality gives the transporters a substantial motivation to be firmly divided with covering without ICI.

OFDM has a few focal points over single transporter regulation frameworks and these make it a reasonable option for CDMA in future remote networks. In this area, I will examine a portion of these focal points.

Multipath delay spread tolerance:

OFDM is profoundly invulnerable to multipath defer spread that causes inter-image interference in remote channels. Since the image span is influenced bigger (by changing over a high information to rate signal into N, low rate signals), the impact of defer spread is diminished by a similar factor. Additionally by presenting the ideas of monitor time and cyclic augmentation, the impacts of inter-image interference (ISI) and inter-carrier interference (ICI) can be evacuated totally.

Immunity to frequency selective fading channels:

In the event that the channel experiences frequency particular

blurring, at that point complex adjustment techniques are required at the beneficiary for single carrier modulation techniques. Be that as it may, on account of OFDM the accessible data transmission is part among numerous orthogonal barely dispersed sub-carriers. In this manner the accessible channel transfer speed is changed over into numerous tight level blurring sub-channels. Consequently it can be accepted that the sub-carriers encounter level blurring just, however the channel pick up/stage related with the sub-carriers may change. In the collector, each sub-carrier simply should be weighted by the channel pick up/stage experienced by it. Regardless of whether some sub-carriers are totally lost because of blurring, appropriate coding and interleaving at the transmitter can recuperate the client information.

Efficient modulation and demodulation:

Modulation and Demodulation of the sub-carriers is finished utilizing IFFT and FFT strategies individually, which are computationally productive. By playing out the modulation and demodulation in the advanced area, the requirement for exceedingly frequency stable oscillators is kept away from. OFDM makes productive utilization of the range by permitting cover.

- High transmission bitrates
- Chance to cross out any cannel if is influenced by blurring
- Flexibility: each handset approaches all subcarriers inside a cell layer.
- Easy adjustment: OFDM images are longer than the most extreme defer spread bringing about level blurring channel which can be effortlessly evened out.
- High unearthly effectiveness.
- Resiliency to RF interference.
- Lower multi-way twisting.
- Lower multi-path distortion.

Disadvantages of OFDM

In spite of the numerous focal points of OFDM, real executions uncovered a few difficulties. It has been discovered that that OFDM technique is delicate to carrier frequency balance and time-differing channels [5]. The orthogonality of OFDM depends relying on the prerequisite that transmitter and recipient work with the very same frequency reference. On the off chance that this isn't the situation, the ideal orthogonality of the subcarriers is lost, causing subcarrier spillage, otherwise called Inter-Carrier Interference (ICI). Frequency blunders ordinarily emerge from a bungle between the reference frequencies of the transmitter and the recipient neighborhood oscillators. This distinction between the reference frequencies is generally alluded to as Carrier Frequency Offset (CFO). OFDM

system is likewise influenced by time balance. As a matter of fact a tight planning and frequency synchronization is required. Edge synchronization at beneficiary side is expected to settle on a choice about the beginning time of the FFT image. Mistakes in outline synchronization can cause ISI and intercarrier interference (ICI) in OFDM systems. Keeping in mind the end goal to limit these interferences discovery of the carrier frequency of the got signal and finding the begin purpose of the OFDM images are required. In this manner it is a fundamental necessity for the OFDM systems to have outline synchronization. Further, as we probably am aware the commonplace OFDM system has littler subcarrier dividing and these can be powerless against Doppler move saw in high versatility circumstances. Doppler move can cause huge ICI [4][ 5].

Among every one of these detriments, the most celebrated one is the high Peak to Average Power Ratio (PAPR) issue. This high PAPR comes about because of the sound expansion of the tweaked subcarriers. This high PAR of OFDM is a standout amongst the most imperative execution challenges since it diminishes the proficiency. At the point when transmitted through a nonlinear gadget, for example, a powerful intensifier (HPA) or a computerized to-simple converter (DAC), a high pinnacle signal creates out-of-band vitality (otherworldly regrowth) and in-band twisting (star grouping tilting and scrambling) [5]. These debasements may influence the system execution extremely. The nonlinear conduct of a HPA can be described by adequacy modulation/abundance modulation (AM/AM) and plentifulness modulation/stage modulation (AM/PM) reactions. Fig 1.3 demonstrates a commonplace AM/AM reaction for a HPA, with the related information and yield back-off areas (IBO and OBO, individually). To keep away from such bothersome nonlinear impacts, a waveform with high pinnacle control must be transmitted in the straight district of the HPA by diminishing the normal intensity of the info signal. This is called (input) backoff (IBO) and results in a corresponding yield backoff (OBO). High backoff decreases the power proficiency of the HPA and may constrain the battery life for versatile applications. Notwithstanding wastefulness regarding power, the scope go is additionally decreased. Further, a high PAPR requires high determination for both the transmitter's DAC and the recipient's ADC, since the dynamic scope of the signal is relative to the PAR. High-determination D/An and A/D change puts an extra many-sided quality, cost, and power trouble on the system [6].

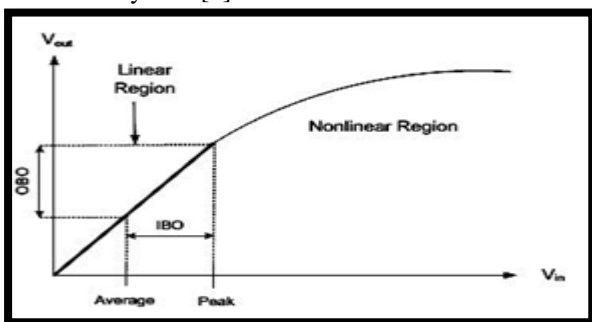


Fig. 1 A typical power amplifier response

- High synchronism precision.
- Multipath engendering must be maintained a strategic distance from in other orthogonality not be influenced
- Large top to-mean power proportion because of the superposition of all subcarrier signals, this can turn into a bending issue.
- More complex than single-carrier Modulation.
- Requires a more direct power intensifier.
- The OFDM signal has a commotion like adequacy with an expansive unique range, hence it requires RF control enhancers with a high top to normal power proportion.
- It is more delicate to carrier frequency balance and float than single carrier systems are because of spillage of the DFT.
- Peak to normal power proportion (PAPR) is high.
- High control transmitter enhancers require straight.
- Low commotion recipient enhancers require expansive powerful range.
- Capacity and power misfortune because of monitor interval.
- Bandwidth and power misfortune because of the protect interval can be noteworthy.

## II. RELATED WORK

L. Wang and J. Liu proposed [1] as a standout amongst the most appealing plans, chose mapping (SLM) gives a compelling answer for top to-normal power proportion (PAPR) lessening in orthogonal frequency division multiplexing (OFDM) system. In any case, in traditional SLM (CSLM), the vast number of opposite quick Fourier change (IFFT) tasks are required for accomplishing the palatable PAPR lessening execution, which brings about the extensive computational unpredictability. In this investigation, a halfway stage weighting SLM (PPW-SLM) for PAPR lessening in OFDM system is proposed. In the proposed PPW-SLM, halfway stage weighting technique and the properties of IFFT are utilized for streamlining the figurings of IFFTs and acquiring great PAPR lessening execution. Hypothetical examination and reproduction comes about demonstrate that, contrasted and CSLM, the proposed PPW-SLM can get a noteworthy computational many-sided quality decrease in comparative PAPR diminishment execution.

K. h. Kim, H. b. Jeon, J. s. No and D. j. Shin [2] In this examination, another top to-normal power proportion (PAPR) lessening plan for orthogonal frequency division multiplexing (OFDM) is proposed based on the chosen mapping (SLM) conspire. The proposed SLM conspire creates elective OFDM signal successions by consistently moving the associations in each subblock at an intermediate phase of opposite quick Fourier change (IFFT). Contrasted and the traditional SLM conspire, the proposed SLM plot accomplishes comparative PAPR lessening execution with much lower computational unpredictability and no bit mistake rate debasement. The execution of the proposed SLM conspire is broke down scientifically and confirmed

through numerical investigation. Likewise, it is demonstrated that the proposed SLM plot has the least computational unpredictability among the current low-many-sided quality SLM plans abusing the signals at an intermediate phase of IFFT.

S. Y. Le Goff, S. S. Al-Samahi, B. K. Khoo, C. C. Tsimenidis and B. S. Sharif, [3] Selected mapping (SLM) is a technique used to diminish the top to-normal power proportion (PAPR) in orthogonal frequency-division multiplexing (OFDM) systems. SLM requires the transmission of a few side data bits for every datum square, which brings about a few information rate misfortune. These bits should for the most part be channel-encoded on the grounds that they are especially basic to the blunder execution of the system. This builds the system multifaceted nature and transmission deferral, and declines the information rate considerably further. In this paper, we propose a novel SLM strategy for which no side data should be sent. By considering the case of a few OFDM systems utilizing either QPSK or 16-QAM modulation, we demonstrate that the proposed strategy performs extremely well both regarding PAPR decrease and bit blunder rate at the recipient yield gave that the quantity of subcarriers is sufficiently vast.

C. L. Wang and S. J. Ku, [4] There have been an arrangement of change lattices proposed as of late by Wang and Ouyang to improve the converse quick Fourier change (IFFT) calculation engaged with the chose mapping (SLM) conspire for decrease of the crest to-normal power proportion (PAPR) in orthogonal frequency division multiplexing (OFDM) systems. When contrasted with the ordinary SLM conspire, the changed approach accomplishes close PAPR diminishment with much lower many-sided quality however debased piece blunder rate (BER) execution. In this paper, we propose another arrangement of change networks for the SLM plan to such an extent that the multifaceted nature can be lessened without relinquishing the BER execution. It is demonstrated that the enhanced SLM strategy has better BER execution and lower intricacy than the past work by Wang and Ouyang, at the cost of a slight PAPR decrease misfortune.

D. J. G. Mestdagh, J. L. Gulfo Monsalve and J. M. Brossier, [5] another chose mapping orthogonal frequency division multiplexing modulation (SLM-OFDM) that produces  $\$lpar U^2/4rpar \$(U2/4)$  image applicants utilizing U backwards quick Fourier change is displayed. The correlative total circulation capacity of top to-normal power proportion (PAPR) of the supposed GreenOFDM is determined and PC reenactments demonstrate that the proposed strategy beats some other SLM-OFDM proposed technique up until this point. Likewise, GreenOFDM is contrasted and confined single carrier frequency division various access as it is a notable PAPR diminishment technique institutionalized for long haul development progressed.

### III. PROPOSED APPROACH

The average info power in the OFDM system should be acclimated to diminish the impact of the distortion in the peak of the signals, to do as such, an information backoff

(IBO) should be connected. IBO is the estimation of how much diminishment of the information power is required, with the goal that the coveted yield power can be accomplished. The measure of IBO connected is identified with peak to average power PAPR and the productivity  $\eta$ , high PAPR bring about expanding IBO and diminishing  $\eta$ . IBO is identical to PAPR in certain likelihood. The productivity  $\eta$  of the power amplifier that is utilized as a part of OFDM system can be given as [13],

$$\eta = \frac{P_{out,avg}}{P_{DC}} \tag{1}$$

Class An amplifiers, for example, are wasteful amplifiers, the productivity run is between 10-25%, and they can expand their effectiveness to half which is the greatest. In this manner, a perfect straight power amplifier ought to be utilized to keep up the saturation point. This perfect power amplifier has the accompanying condition,

$$\eta = \frac{0.5}{PAR} \tag{2}$$

Power savings can be defined as the related power consumption  $P_{DC}$  to the efficiency  $\eta$ ,

$$P_{DC} = \frac{P_{out,avg}}{\eta} \tag{3}$$

Now, by substituting (1) into (2), it can point out this result,

$$P_{DC} = \frac{P_{out,avg}}{\frac{1}{2PAR}}$$

Therefore, the power saving from efficiency to another can be written as follows,

$$P_{savings} = 2P_{out,avg}(PAR_1 - PAR_2)$$

$$P_{DC} = 2P_{out,avg}PAR \tag{4}$$

To calculate savings gain  $G_s$ , let us indicate that the saving gain  $G_s$  as the ratio of savings power to the output power,

$$G_s = \frac{P_{savings}}{P_{out,avg}} \tag{5}$$

From equations, it can infer to the result that,

Thus, the savings gain  $G_s$  as the result of Peak to Average Power Ratio can be expressed as,

$$G_s = 2(PAR_1 - PAR_2)$$

$$G_s = \frac{2P_{out,avg}(PAR_1 - PAR_2)}{P_{out,avg}} \tag{6}$$

This demonstrates the execution of peak to average power ratio (PAPR) decrease of OFDM symbol by utilizing chosen mapping (SLM) plans. That was accomplished by utilizing condition (6), where number of subcarriers N is set to 256, with various estimations of stage groupings U (1, 2, 4, 8, and 16). It is obvious from the assume that by expanding the quantity of stage successions U (SLM plot) large PAPR

decrease can be gotten. The principle center around here is the sparing power through chosen mapping, as it said in the past area the sparing increase is the distinction in peak to average power ratio.

$$G_s = 2(PAR_1 - PAR_2)$$

gives a review of a few PAPR decrease exhibitions comparing to 10-3 likelihood of clipping where N equivalent to 256. All qualities in the table are comparing to the bends. It is obvious from the table that, by expanding the stage arrangements (SLM stage successions) investment funds in pick up is expanded too. Condition (7) derives that by expanding in sparing addition, the power sparing will increment. In this manner, power sparing can be accomplished through selected mapping.

#### IV. ANALYSIS OF PROPOSED WORK

This segment examines PAPR lessening and it demonstrates that large PAPR decrease is conceivable with selected mapping scheme. Fig 2, 3, and 4 separately demonstrate the performance of peak to average power ratio (PAPR) diminishment of limit selected mapping (SLM) schemes by utilizing condition (6) for various estimations of stage successions U and subcarriers N. It is obvious from the Fig.s that by expanding the number of stage successions U better PAPR diminishment can be acquired. For example, Fig. (4) is a plot of PAPR decrease bends for OFDM symbol where N=62. From the Fig. it can be seen that when there is no SLM which is at U=1 limit expected to get great PAPR lessening performance is 10.5, while for U = 16, just 6.2 is expected to get great PAPR diminishment performance, by assuming that likelihood of clipping is 10-3 for the two cases. Table 1 gives an outline of a few PAPR diminishment performances relating to 10-3 likelihood of clipping for various estimations of stage successions U and subcarriers N.

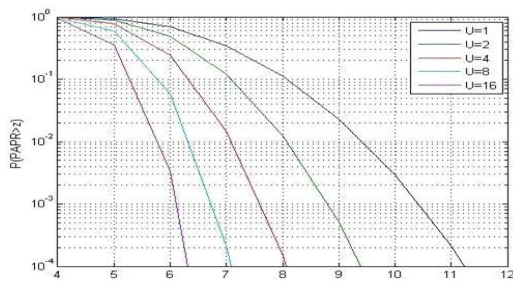


Fig. 2 PAPR Reduction for SLM where N = 64 and U = 1, 2, 4,8,16

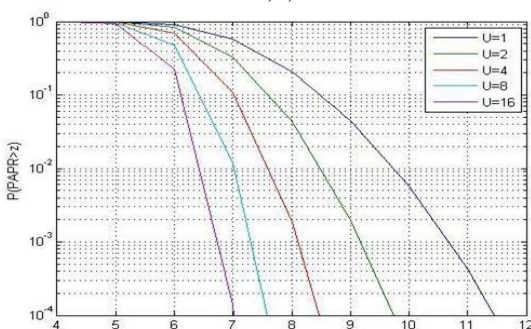


Fig. 3 PAPR Reduction for SLM where N = 128 and U = 1, 2, 4,8,16.

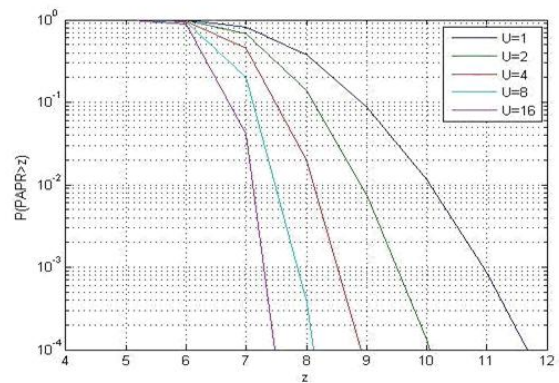


Fig. 4 PAPR Reduction for SLM where N = 256 and U = 1, 2, 4,8,16.

PAPR					
N	64	128	256	512	1024
D=1 (No SLM)	10.5	10.9	10.9	11.2	11.4
D=2	8.8	9.2	9.6	9.9	10.2
D=4	7.7	8.2	8.6	8.9	9.4
D=8	6.8	7.4	7.9	8.4	8.7
D=16	6.2	6.8	7.4	7.9	8.3

Table 1 PAPR Reduction Corresponding to Various Phase Sequences for Different Number of Subcarriers

#### V. CONCLUSION

OFDM system has been examined in this undertaking. It showed that OFDM is a prominent communication system because of the points of interest this system has. For example, the capacity of the system in changing over frequency particular blurring channels to level blurring channels. Likewise, the power to inter symbol interference and inters carrier interference. Also, the adaptability of this system to the channel conditions, and effectiveness in meeting plan requirement. Peak to average power ratio issue was additionally talked about, demonstrating how it influenced the transmitted signal. There were many lessening techniques displayed to settle high peak to average power ratio, for example, Signal distortion techniques, Coding Schemes, and Symbol-scrambling techniques. Selected mapping (SLM) technique was the main focal point of the venture. SLM clarified in points of interest and demonstrated that SLM is the most promising lessening technique. It was additionally mentioned that power sparing could be accomplished through selected mapping. This task additionally demonstrated the simulation aftereffects of OFDM symbol with and without SLM. The simulation comes about demonstrated that large PAPR lessening is conceivable with selected mapping scheme, and indicated how by expanding the number of stage arrangements U large PAPR diminishment can be gotten.

REFERENCES

- [1] L. Wang and J. Liu, "Partial phase weighting selected mapping scheme for peak-to-average power ratio reduction in orthogonal frequency division multiplexing system," in *IET Communications*, vol. 9, no. 2, pp. 147-155, 1 22 2015.
- [2] K. h. Kim, H. b. Jeon, J. s. No and D. j. Shin, "Low-complexity selected mapping scheme using cyclic-shifted inverse fast Fourier transform for peak-to-average power ratio reduction in orthogonal frequency division multiplexing systems," in *IET Communications*, vol. 7, no. 8, pp. 774-782, May 21 2013.
- [3] S. Y. Le Goff, S. S. Al-Samahi, B. K. Khoo, C. C. Tsimenidis and B. S. Sharif, "Selected mapping without side information for PAPR reduction in OFDM," in *IEEE Transactions on Wireless Communications*, vol. 8, no. 7, pp. 3320-3325, July 2009.
- [4] C. L. Wang and S. J. Ku, "Novel conversion matrices for simplifying the IFFT computation of an SLM-based PAPR reduction scheme for OFDM systems," in *IEEE Transactions on Communications*, vol. 57, no. 7, pp. 1903-1907, July 2009.
- [5] D. J. G. Mestdagh, J. L. Gulfo Monsalve and J. M. Brossier, "GreenOFDM: a new selected mapping method for OFDM PAPR reduction," in *Electronics Letters*, vol. 54, no. 7, pp. 449-450, 4 5 2018.
- [6] Dae-Woon Lim, Jong-Seon No, Chi-Woo Lim and Habong Chung, "A new SLM OFDM scheme with low complexity for PAPR reduction," in *IEEE Signal Processing Letters*, vol. 12, no. 2, pp. 93-96, Feb. 2005.
- [7] Boonkajay and F. Adachi, "A stream-wise blind selected mapping technique for low-PAPR multi-user MIMO transmission," 2017 *IEEE/CIC International Conference on Communications in China (ICCC)*, Qingdao, China, 2017, pp. 1-6.
- [8] Boonkajay and F. Adachi, "2-Step phase rotation estimation for Low-PAPR signal transmission using blind selected mapping," 2017 *IEEE 28th Annual International Symposium on Personal, Indoor, and Mobile Radio Communications (PIMRC)*, Montreal, QC, 2017, pp. 1-5.
- [9] M. M. Rahman, M. N. A. S. Bhuiyan, M. S. Rahim, S. Ahmed and D. Das, "On the comparative performance of PAPR reducing phase sequences for OFDM system," 2017 *IEEE Region 10 Humanitarian Technology Conference (R10-HTC)*, Dhaka, 2017, pp. 234-237.
- [10] W. W. Hu, "SLM-based ACO-OFDM VLC system with low-complexity minimum amplitude difference decoder," in *Electronics Letters*, vol. 54, no. 3, pp. 144-146, 2 8 2018.
- [11] B. M. Lee, "Energy Efficient Selected Mapping Schemes based on Antenna Grouping for Industrial Massive MIMO-OFDM Antenna Systems," in *IEEE Transactions on Industrial Informatics*.2017
- [12] Y. Xiao , "Time-frequency domain encryption with SLM scheme for physical-layer security in an OFDM-PON system," in *IEEE/OSA Journal of Optical Communications and Networking*, vol. 10, no. 1, pp. 46-51, Jan. 2018.