

## OPPORTUNISTIC NETWORK: A COMPLETE REVIEW

Riya Singh<sup>1</sup>, Sameeksha Chaudhary<sup>2</sup>

<sup>1</sup>MTech. Scholar, <sup>2</sup>Assistant Professor

<sup>1,2</sup>Chandravati Education Charitable Trust Group of Institutions.

**Abstract:** An opportunistic system is a system of wirelessly associated hubs. Correspondence go between two associated hubs isn't more remote than strolling separation. Hubs are associated just briefly and the system topology may change because of hub versatility or hub actuation and hub deactivation separately. This paper audit about the opportunistic networks, its issues and difficulties.

**Keywords:** Nodes, Networking, Opportunistic Networks

### I. INTRODUCTION

The opportunistic networking originates from the examination domain of mobile adhoc networks (MANET) anyway in mobile adhoc networks packages must be transmitted when the associations between hubs is set up and packages can get lost when the framework contacts is unpredictable so package transport extent isn't extraordinary in MANET. To vanquish this issue a defer tolerant networking (DTN) is used. DTN works when traditional networking misses the mark and new routing protocols are required. It engages correspondence in sparse mobile adhoc networks when there is no chance to get between source to objective [1]. DTN all things considered can't reinforce the TCP/IP (trade control protocol/web protocol) based correspondence on account of issue of relentless topology changes. By then we come to opportunistic framework which is a subclass of DTN, the target of this examination is to add greater realness to the entertainments of DTN. The primary complexity among MANET and Opportunistic framework is limit farthest point of hubs. It takes after the store-pass on and forward arrangement to confer between the hubs, a hub store messages when no sending opportunity towards the last objective exists and hold up until the point when the moment that it gets a mobile gadget to pass on the message ever closer to the objective. Issues like Long multiplication and variable fixing deferral can be manage by hub versatility and after that sent by in the midst of opportunistic contacts by moving messages in a solitary's hub amassing to another's hub accumulating along a way foreseen that would accomplish the goal.[1]

### II. ROUTING CHALLENGES

In fundamental routing the association between the switches are set up hence package can be traded from one hub to elective hub [3]. Now if interface isn't set up then packages will be dropped. Figure exhibits the issue in the midst of routing.

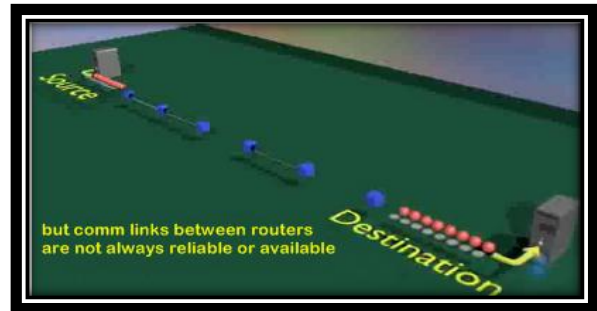


Fig 1 Problems during routing

In Delay Tolerant Network each hub has an advantage for store the package. By then hub will check if associate between hub is developed or not. [3] If no, by then the hub will store the package and forward it when the association is developed. The DTN circumstance is showed up in figure 2.



Fig 2 DTN

Thusly, DTN use store and pass on forward framework to send packages from source to objective.

Opportunistic is a grouping of delay tolerant framework. It is surrounded by the hubs which have the ability to encourage this kind framework. The hubs in this are related wirelessly. The hubs can be mobile or stable, so settled structure is truant her. This framework can in like manner be used as a piece of withdrew condition. Every hub has a restricted range in which they can grant or can forward the message. A hub can forward a message exactly when some other hub comes in its range. The hubs need to store the message until the point that another hub comes in its range. In this framework each one of the hubs work in the store-pass on forward way. In this framework, the center hubs help to send the message from source to objective. Hubs have no settled topology of the framework. It isn't fundamental that settled course among source and objective is available. Incitation and deactivation of the hub can change the topology of the framework. In case a source hub can't find the objective hub in its range, by then it passes the message to the nearest hub in its range and this strategy goes ahead with the objective that the message comes closer to the objective.




Fig 3 An Example Of OPPNET

The above figure (Fig 3) is exceptional contrasted with different cases to elucidate about opportunistic networks. This delineation portrays that how OPPNET truly work, in reality. In the representation, the lady on the PC showed up at the upper left corner of the figure needs to establish a connection on a lady who is roosted on another PC (showed up at the lower right corner of the figure). This method will encounter different advances which are cleared up as takes after:

- The lady tackling the PC sends the message to a vehicle which is passing by from that zone.
- The transport, which is experiencing the movement on the road, uses its Bluetooth to forward the message to the mobile of a man sitting in the auto which is additionally experiencing the vehicle stop meanwhile.
- The singular escapes the auto to go into a diner. The person's mobile phone advances the message to a cyclist who is cruising close-by.
- The cyclist accomplishes an amusement focus and advances the message to the individual walking around the entertainment focus who is having a mobile phone.
- The individual passes by an office where an agent is tackling his workstation. The message is sent to the PC.
- The message is then finally sent to the normal recipient.

### III. OPPORTUNISTIC NETWORKS

#### Scanning for circumstance

In opportunistic networks, the hubs can simply forward the message when they get an opportunity to send it. Opportunity suggests that a hub can forward the message exactly when the midway hubs come in its extent of correspondence. The hub which needs to send the message needs a neighbor hub which is closest to it and lies in its range. By and by the message is passed on by the neighbor hub and a comparative method is as of now used by the neighbor hub to forward the message. This strategy proceeds till the data accomplishes the proposed objective hub. There can be one or various transitional hubs in the most of the way of the source and the objective. The associations between hubs are brief. Establishment and deactivation of hubs changes can change the topology of the framework.

#### Message trade

Right when two hubs find each other in their correspondence run, by then nobody yet they can have a correspondence with each other. A hub can forward the message to a hub which is closest to it or is inside its prompt range.




Fig 4 Message forwarding to an intermediate node by source  
 The hub sends the data to its closest hub and after that the accompanying neighbor hub stores the message and sits tight for the opportunity to forward the message to next hub. If a hub is deactivated as a result of some reason and passes on the data, by then at whatever point it is established it can proceed with the correspondence strategy as opportunistic framework is an area delay flexibility sort out so time to convey something particular is certainly not a noteworthy experience in this framework. The essential concern is that message accomplishes its arranged objective. The going with figures demonstrate how correspondence happens. The figures incorporate the usage of different framework packs to depict correspondence.

In Fig 4, Node S (source hub), needs to send the message to the hub R (objective hub), hub S advances the message to only that hub which is in its range. Hub 1 and Node 2 are in the correspondence extent of source hub, so the source hub passes the message to a hub in its correspondence run. Hub S advances the message to Node 1.




Fig 5 Message forwarding between intermediate nodes  
 In Fig 5, Node 1 leaves the extent of source hub, and stores the message with it until the point that another hub comes in its range. Here, Node 4 and Node 3 appear in the extent of correspondence of Node 1. Additionally, Node 1 passes the message to the Node 3.




Fig 6 Message forwarding between intermediate node and destination

In Fig 6, Node 3 is directly in the extent of correspondence of Node R (may be Node 3 moves or Node R is moves to be in run) and forward the message to objective Node R. If Node R does not appear inside the extent of Node 3 then Node 3 stores the message and when it gets opportunity, advances it to another hub.

#### IV. ANALYSIS OF PROPOSED WORK

##### A. Routing Objectives in DTN

In DTN the most fundamental routing objective is to support the probability of message movement [3] by restricting resource utilize like cradle space, battery, essentialness usage is in like manner a crucial routing objective. While DTN applications are depended upon to be tolerant of delay, this does not suggest that they would not benefit by decreased delay yet rather it's up 'til now critical to restrict the transport latency.

##### B. Vitality:

In DTN hubs are moving beginning with one place then onto the following spot so it's constantly nonattendance of essentialness. Bundles of essentialness is eaten up for sending, tolerating and securing messages.

##### C. Security:

It is reliably a basic issue in DT and also in all networks. In DTN message can explore from one hub to other hub before going to the objective. So security issue may occur at all hubs.

##### D. Cushion space:

The widely appealing courses should need enough help space to store each one of the messages to be transmitted. More number of pending messages needs more open cradle space.

##### E. Asset Allocation:

The routing protocols must adjust the goals of boosting message movement and constraining resource usage which are battle with each other.

#### V. CONCLUSION

Opportunistic network as one kind of tested networks where network contacts are discontinuous or where interface execution is profoundly factor or outrageous. In such a network, there does not exist an entire way from source to goal for more often than not. In addition, the way can be profoundly shaky and may change or break rapidly. In this way, with a specific end goal to make correspondence conceivable in an opportunistic network, the transitional hubs may take authority of information amid the power outage and forward it when the availability resumes. In this paper, we talk about some exploration difficulties and ideas in an opportunistic network.

#### REFERENCES

- [1] Ari Keränen, Jörg Ott, Teemu Kärkkäinen 2009,Helsinki University of Technology (TKK) Department of Communications and Networking” The ONE Simulator for DTN Protocol Evaluation”
- [2] Ari Keränen, Helsinki University of Technology Department of Communications and Networking, May 29, 2008, “Opportunistic Network Environment simulator”
- [3] Mr. Nikunj A. Dudharejiya1, Mr.Ashish V. Nimavat2,Mr.Jay M.Patel3,International Journal of Advanced Research in Electrical,Electronics and Instrumentation Engineering, Vol. 3, Issue 2, February 2014, “Comparative Study of Routing Protocols in Delay Tolerant Networks”
- [4] Arno Barzan, Bram Bonn, Peter Quax, Wim Lamotte(Hasselt University), 978-1-4673-5828-6/13/\$31.00 c2013 IEEE” A Comparative Simulation of Opportunistic Routing Protocols Using Realistic Mobility Data Obtained from Mass Events”
- [5] Anshul Verma Computer Science and Engineering Dept., Dr. Anurag Srivastav Applied Science Dept ABV,Indian Institute of Information Technology and Management, Gwalior, India. “Integrated Routing Protocol for Opportunistic Networks” Vol. 2, No.3, March 2011.
- [6] Chung-Ming Huang, Kun-chan Lan and Chang-Zhou Tsai Department of Computer Science and Information Engineering, National Cheng Kung University, Tainan, Taiwan, R.O.C, 22nd International Conference on Advanced Information Networking and Applications. “ A Survey of Opportunistic Networks”, 978-0-7695-3096-3/08 \$25.00 © 2008 IEEE.
- [7] T. Spyropoulos, K. Psounis, and C. S. Raghavendra, “Single-copy routing in intermittently connected mobile networks,” In 2004 First Annual IEEE Communications Society Conference on Sensor and Ad Hoc Communications and Networks, pp. 235 – 244, 2004.